

SPECIFICATIONS

Capacity ⁽¹⁾ PPD AT 80°/60%RH	720
Energy factor ⁽¹⁾	3.1 L/kWh 6.5 pints/kWh
Voltage, Phase, Frequency	208-240VAC, 1 Phase, 60 Hz
Current draw (amps) ⁽¹⁾	22.3
Power (watts) ⁽¹⁾	4,600
Btu/h ⁽²⁾	15,696

Power cord type and length SJT, L6-30P, 10ft



Hardwire	Field-configurable
Breaker size	30 amp
Wire size	10 Gauge Copper
CFM	0.0" w.c 2010 0.2" w.c 1920 0.4" w.c 1830 0.6" w.c 1740
Dimensions:	W: 44 7/8" H: 34 13/32" L: 31 23/32"
Weight	360 lbs.
Operating range Temp/RH	60/40 to 85/80

⁽¹⁾Rated capacity and energy factor test done and current draw measured at 80°F/60% RH inlet air at 0.0 ESP, 240 VAC.

⁽²⁾Total cooling load @ 80°F/60% RH and 208 VAC.

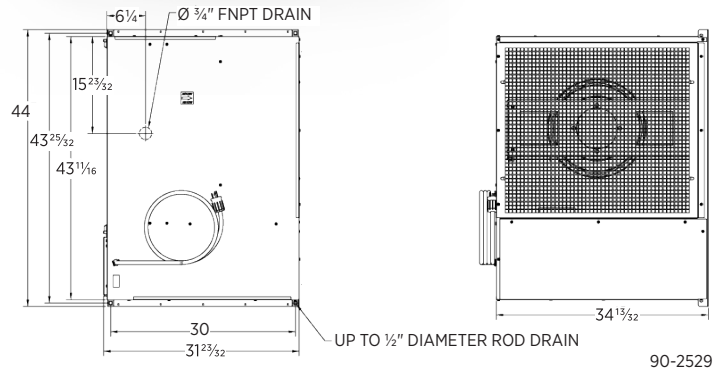
FEATURES

Control	Onboard digital with diagnostics
Air supply orientation	Horizontal
Filter	29.5"x31.5"x1.75" MERV 11 (Part #5852)
Refrigerant	R-32
Coil type	Copper tube, Aluminum fin with I-coat
Drain connection*	3/4" FNPT
P-Trap required	Yes (Included)
Leveling feet	Sold separately (Model #5789)
Hanging brackets	Built-in
Duct Kit	Sold separately (Part # 5859)
Warranty	5 Years on all parts including refrigeration system

*Requires drain trap

INCLUDED ITEMS

Control	Model A77
Drain Fittings	3/4" MNPT x 3/4" BARB, 3/4" MNPT x 3/4" Female pipe, 3/4" x 3/4" x 3/4" T-Fitting, 3/4" P-Trap
Thermostat wire	30' 20 gauge 4-wire



APPLICATION

The Anden Model A710V1 Dehumidifier is the perfect solution for the precise management of humidity required in an indoor growing environment. It features VLGR Technology, which modulates the refrigeration system based on the load, allowing you to maximize VPD and provide greater control during late flower conditions.

INCLUDED CONTROL



MODEL A77

Dedicated monitoring and control of each dehumidifier at canopy height

MODEL A77 SPECIFICATIONS

Electrical

Input voltage and current Voltage: 35VDC (supplied by dehumidifier control board)

Output Communication (RS485)

Control

Control range 35%–80% RH

Accuracy +/-5% RH

Differential 3% RH

Low limit 40°F dew point

High limit 99°F dry bulb



Intertek

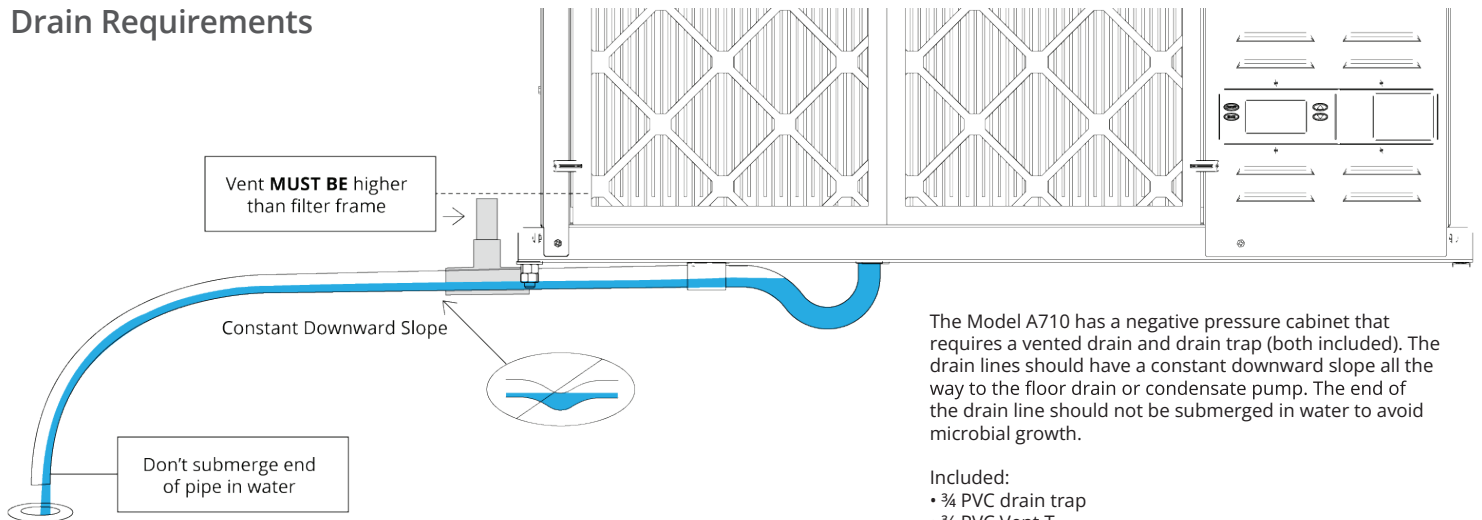


DESIGNED,
ENGINEERED &
ASSEMBLED

In Wisconsin



Drain Requirements

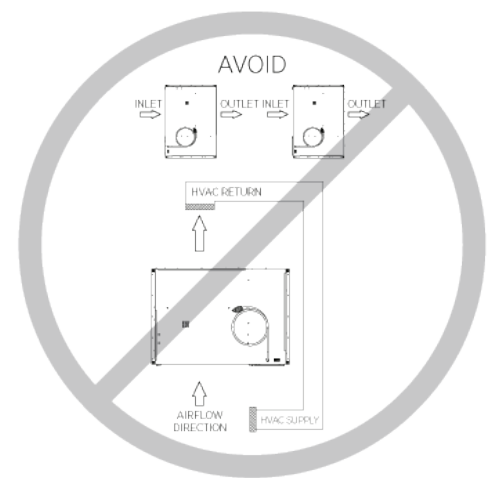
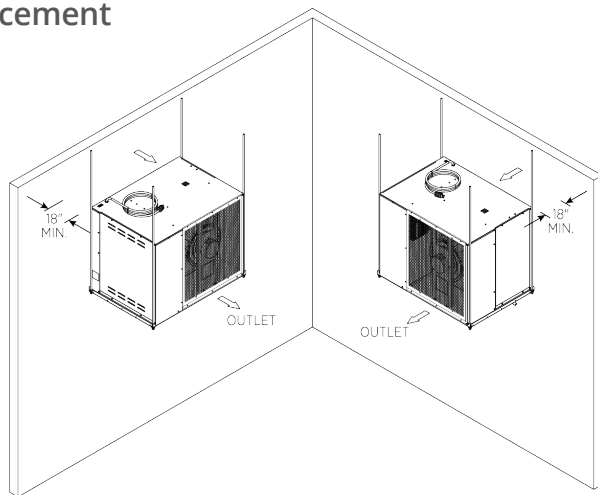


The Model A710 has a negative pressure cabinet that requires a vented drain and drain trap (both included). The drain lines should have a constant downward slope all the way to the floor drain or condensate pump. The end of the drain line should not be submerged in water to avoid microbial growth.

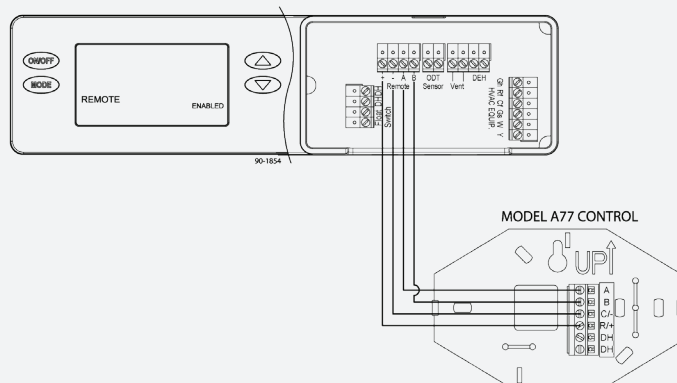
Included:

- ¾ PVC drain trap
- ¾ PVC Vent T
- PVC Connectors

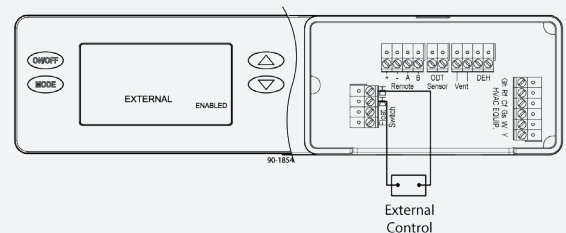
Placement



Model A77 Control (Included)



External Control w/ Dry Contacts



The Model A710 can be controlled with the Model A77 Control (included) or any external control that can provide a dry contact closure. When the Model A77 is used, the User Interface on the dehumidifier **MUST BE** set to "Remote". For all other external controls, the User Interface **MUST BE** set to "External". Refer to the quick start guide or installation manual for instructions on accessing the installer set-up menu.