

SPECIFICATIONS

Capacity ⁽¹⁾ PPD AT 80°/60%RH	210
Energy factor ⁽¹⁾	3.0 L/kWh 6.3 pints/kWh
Voltage, Phase, Frequency	208-240VAC, 1 Phase, 60 Hz
BTU/h ⁽²⁾	2,036
Current draw (amps) ⁽¹⁾	7.15
Power (watts) ⁽¹⁾	1,487
	SJT, 6-15P, 10ft

Power cord type and length



Hardwire	Field configurable
Breaker size	15 amp
CFM	525
Dimensions	Width: 19½" Height: 18¾" Length: 30½"
Weight	118 lbs.
Operating range Temp/RH	60/50 to 85/80

⁽¹⁾Rated capacity and energy factor test done and current draw measured in accordance with AHAM DH-1 2008 at 80°F/60% RH inlet air at 0.0 ESP, 208 VAC. ⁽²⁾Total cooling load.

FEATURES

Control	On-Board digital with diagnostics
Air supply orientation	Horizontal
Filter	14"x18"x2" MERV 11
Refrigerant	R410A
Coil type	Copper tube, Aluminum fin with i-coat
Drain connection	¾" FNPT
P-Trap required	No
Leveling feet	Included
Hanging brackets	Included
Warranty	5 Years on all parts including refrigeration system

INCLUDED ITEMS

Control	Model A76
Drain fittings	¾" MNPT x ¾" BARB
Drain tubing (length, ID)	10' - ¾" ID
Thermostat wire	30' 20 gauge 3-wire



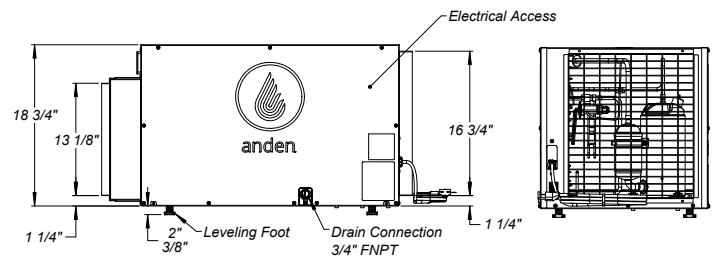
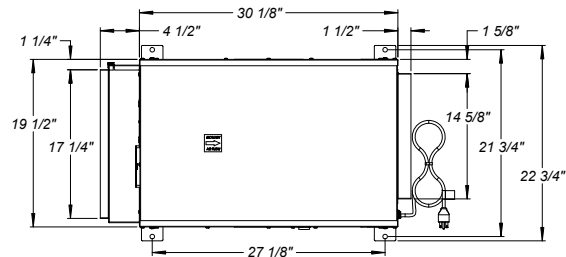
PRINCIPLE OF OPERATION

The Anden Model A210V1 Dehumidifier is designed to dehumidify the air coming into the unit by passing the incoming air over an evaporator coil to drop the air temperature below the dew point of the air. Moisture is removed from the air and drained out of the unit to a common floor or waste drain. The air is then reheated in the condenser coil and exits the unit.

Dehumidification occurs until the set point is reached, then shuts off until the control determines a need for operation.

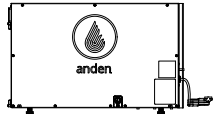
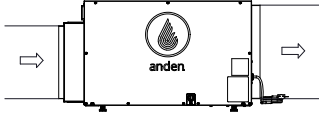
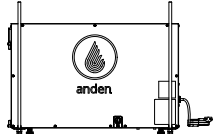
APPLICATION

The Anden Model A210V1 Dehumidifier is the perfect solution for the precise management of humidity required in an indoor growing environment.



Installation Options for the Anden A210V1 Dehumidifier

APPLICATIONS

<p>Freestanding</p> <ul style="list-style-type: none"> • Air is pulled into the dehumidifier directly from the space, dehumidified and returned to the space. 	
<p>Ducted</p> <ul style="list-style-type: none"> • Remotely located and ducted into grow space. • Circulates air to equalize humidity, temperature and CO₂. • Duct mounting kit part #5790 (sold separately). 	
<p>Suspended</p> <ul style="list-style-type: none"> • Air is pulled into the dehumidifier directly from the space, dehumidified and returned to the space. • The dehumidifier is hung from the ceiling to save space in the facility. 	

Optional Controls and Sensors

Wi-Fi Thermostats



Wi-Fi thermostats and mobile app provide humidity and temperature alerts directly to your smart phone or tablet. Control and monitor climate conditions in your grow room 24/7/365 from anywhere.



Wi-Fi Model 8840
Easy-to-use color touch screen with all control options on the home screen.



Wi-Fi Model 8830
Easy-to-use touch screen with all control options on the home screen.



Wi-Fi Model 8820
Easy-to-use touch screen designed for temperature and humidity control.

Sensor



Model 8082 Sensor
Monitor temperature and humidity in multiple locations. Readings averaged to balance temperature and humidity.



Model 8083 Sensor
Flush temperature and RH module. Averages four temperature and four RH values.

Included Controls



Model A76
Dedicated monitoring and control of each dehumidifier at canopy height.

MODEL A76 SPECIFICATIONS

Electrical	
Input voltage and current	Voltage: 24VAC +/-20% Current: 25mA (nominal), 50mA (max.) at 24VAC
Output	Dry contact, normally open
Control	
Control range	40%–80% RH
Accuracy	+/-5% RH
Differential	3% RH
Low limit	40°F dew point
High limit	99°F dry bulb